

November 24, 2020

Mr. Claire Vigesaa
Upper Missouri Power Cooperative
111 2nd Ave SW
Sidney, MT 59270

Dear Mr. Vigesaa,

Basin Electric's Board of Directors approved the 2021 Rate Schedule at their August 2020 meeting and the 2021 Rate Schedule A was filed at the Federal Energy Regulatory Commission (FERC) on November 17, 2020.

Accordingly, please be advised that the Behind the Meter Transmission Assessment that was added into the 2021 Rate Schedule A is subject to FERC's approval and will be effective either on January 1, 2021, or the first of the month following their approval. All other rates in the Rate Schedule A will be effective January 1, 2021. Due to the pandemic, Basin Electric will be sending out hard copy of the Rate Schedule A book shortly but in the meantime please use the electronic copy attached to the email, or please find copies available on the Members website (<https://basinmembers.com/>).

This document should be attached to your copy of the Wholesale Power Contract.

"Basin Electric's Policy for Administering the Public Utility Regulatory Policies Act of 1978" (**PURPA**) is established pursuant to regulations of the Federal Energy Regulatory Commission. We recommend you review the PURPA rate and that your cooperative's PURPA rates be modified accordingly and included in your cooperative's 2021 rate schedule.

Sincerely,

Paul Sukut

Paul Sukut (Nov 24, 2020 14:53 CST)

Paul M. Sukut
CEO & General Manager

ee/lc
Enclosure



**BASIN ELECTRIC
POWER COOPERATIVE**

A Touchstone Energy® Cooperative 

2021 CLASS A MEMBER RATE SCHEDULE

SEPTEMBER 2020

RATE SCHEDULE A

Rates for Basin Electric Wholesale Firm Power Service to Class A Members

Available

To Class A Member wholesale power customers for power service supplied through defined meters or scheduled at each of one or more points of delivery.

Certain charges contained in this rate schedule are independent of the actual delivery of power.

Character and Conditions of Service

Alternating current, sixty cycles, three-phase, delivered at specified point(s) of delivery as specified in the respective Member-Basin Electric Wholesale Power Contracts.

Monthly Rate

The monthly rate components for 2075 and 2050 Contract Members is calculated in accordance with Board Policy 10 adopted August 2017.

2075 Contract Members

For Members that have a wholesale power contract term of 2075.

CROD Demand	\$21.23 per kW of billing demand
CROD Energy	26.85 Mills/kWh
All Other Members	
Base Demand	\$19.64 per kW of billing demand
Base Energy	31.36 Mills/kWh

2050 Contract Members

For Members that have a wholesale power contract term of 2050.

CROD Demand	\$21.39 per kW of billing demand
CROD Energy	27.31 Mills/kWh
All Other Members	
Base Demand	\$19.75 per kW of billing demand
Base Energy	31.97 Mills/kWh

Behind the Meter Transmission Assessment

If the Member owns or controls generation and/or batteries, excluding batteries accepted under the Member Owned Trial Battery Rate, that results in monthly Member billing demand reduction from Basin Electric, and Basin Electric has to report the behind the meter generation discharge to the transmission provider for transmission assessment purposes, then Basin Electric will assess the Member the Behind the Meter Transmission Assessment based on the following.

Rate \$5.40 per kW of behind the meter generation discharge at the time of Members' coincident billing peak

Assessments under this Behind the Meter Transmission Assessment shall be excluded from Basin Electric margin allocation and bill credits.

Fixed Charge

Basin Electric shall assess a fixed charge which shall be determined as follows:

Class A Members with Basin Electric Class B, C, and D Members in their organizational structure, will be assessed a \$750 monthly charge plus an additional \$1,450 monthly charge for each Basin Electric Class B, C, and D Member. If a Class B, C or D Member receives Basin Electric power supply from two Class A Member systems, the \$1,450 shall be assessed to the Class A Member who is responsible for the majority of the power supply, or as mutually agreed to by the two Class A Member systems.

Class A distribution members shall be assessed a monthly charge of \$2,200 (\$750 + \$1,450)

For those Members assessed a Fixed Charge mill rate per the Wholesale Power Contract, the energy charge is determined by dividing the revenue from the \$1,450 Fixed Charge assessments by the projected Basin Electric energy sales related to those Members. For 2021 this rate shall be 0.08 Mills/kWh.

Load Determination

The Basin Electric monthly demand billing units shall be based upon the highest 30 minute integrated demand (or corrected to a 30 minute basis in the event where 15 minute demand registers are installed) plus Basin Electric power purchased from the Members under the attached purchase rates as applicable, measured outside of the Base Rate Demand Waiver period listed below. Basin Electric will maintain the Demand Period Waiver Rate through 2022; and it is Basin Electric's Board's intent to maintain the Demand Period Waiver through 2024, unless the impacts of the Demand Period Waiver results in Basin Electric needing to add additional Generation Capacity.

Base Rate Demand Period Waiver	
Month	Base Rate Demand Waiver Period Central Prevailing Time (CPT)
June, July, August, September	10:00 p.m. - 11:00 a.m.
January, February, March, April, May, October, November, December	10:00 p.m. - 6:00 a.m. & 12:00 p.m. - 4:00 p.m.

If a Class "A" Member received power from multiple power suppliers and their power usage is determined through common metering, Basin Electric demand and energy billing units shall be determined as follows:

D = Shall be the highest 30 minute integrated demand (or corrected to a 30 minute basis in the event where 15 minute demand registers are installed) plus Basin Electric power

purchases from the Members under the attached purchase rates as applicable, measured outside of the Base Rate Demand Waiver period, determined in accordance with the electric wholesale firm power contract(s) in effect between the Member and Basin Electric.

E = Shall be the total metered energy amounts, during the billing period as determined in accordance with the electric wholesale firm power contract(s) in effect between the Member and Basin Electric.

D and E shall be adjusted where applicable for losses to the Basin Electric point of delivery in accordance with the Wholesale Power Contract (WPC) between Basin Electric and the Member.

W_D = Shall be defined as the coincident contracted demand amount, from the non-Basin Electric power suppliers, delivered for the current billing period at the time of the Member's peak. If a non-Basin Electric power supplier has a non-coincident contracted demand amount; the billing process shall reflect the system diversity impacts on the non-coincident non-Basin Electric supply, as applicable.

W_E = Shall be defined as the contracted energy amount, from the non-Basin Electric power suppliers.

W_D and W_E shall be adjusted where applicable for losses to the Basin Electric point of delivery in accordance with the WPC between Basin Electric and the Member.

$B_D = D - W_D$, Where B_D is the Basin Electric monthly billing demand (kW)

$B_E = E - W_E$, Where B_E is the Basin Electric monthly billing energy (kWh)

Note: Where the Basin Electric point of delivery is different than the non-Basin Electric power supplier's point of delivery; losses will be adjusted for the non-Basin Electric power supplier to determine Basin Electric billing demand and energy.

Specified Members

Certain Member contracts shall be based on the rates contained herein and the calculation methodology specified in their respective agreements.

Coincident Billing Adjustment

Basin Electric has historically done its demand billing on a coincident basis. The conditions of coincident billing are defined in Basin Electric's Board Policy 3, adopted in February 2016.

Basin Electric's highest half-hour coincident demand delivered to each Member during the applicable billing period plus Basin Electric's power purchases from the Members under the attached purchase rates shall be determined using data from those points of delivery that have installed 15 minute or 30 minute time registration integrated demand meters. All meters shall be tested and calibrated as required by the Wholesale Power Contract between Basin Electric and the Member.

Power supplied to a Class A Member in accordance with Basin Electric's Standby Rate shall be excluded from the Member's total load prior to the determination of Basin Electric's coincident demand delivery.

The Member is responsible for providing the necessary information for each delivery point used in the calculation. If the metering on a delivery point should fail and the necessary data cannot be obtained, a historic diversity factor shall be used for that delivery point in the coincident calculation. The historic diversity factor shall be determined by reviewing the most recent five years of data for that delivery point for that month and selecting the historic year which resulted in the highest coincident factor (least diversity).

Data to calculate the coincident demand adjustment must be available the date the Member's power billing is processed in order to qualify for an adjustment in the current month's power billing. Failure to receive data to calculate the adjustment will cause Basin Electric's power billing for the current month to be computed on a noncoincident basis. A credit will be included in the subsequent month's bill to reflect the Member's diversity, provided that the Members have furnished the necessary information in the time frame required. Failure to provide said coincident billing information within the subsequent billing month will negate the coincident demand adjustment credit for the affected billing period, except for corrections required because of equipment malfunction or other causes beyond the Member's control.

Billing Mechanism

Basin Electric's monthly coincident demand and energy deliveries to each Member shall be determined in accordance with this rate schedule.

Class A Members who have a fixed Basin Electric CROD shall be billed in accordance with the demand and energy values of the Wholesale Power Contract.

The billing process for all other Members shall be as follows:

1. The Member's demand purchases which qualify for Basin Electric's Special Purpose Rates shall be subtracted from the Member's Basin Electric coincident demand purchases, exclusive of Standby Rate, prior to applying the base demand rate and base demand credit. The demand which shall be subtracted is the demand for those loads which qualify for Special Purpose Rates at the time of the Member's maximum coincident demand purchase from Basin Electric.
2. The Member's energy purchases which qualify for Basin Electric's Special Purpose Rates shall be subtracted from the Member's Basin Electric energy purchases, exclusive of Standby Rate, prior to applying the base energy rate and base energy credit. The energy which shall be subtracted is the total energy attributable to loads qualifying for the Special Purpose Rates.
3. The Member's Behind the Meter Transmission Assessment as previously described.

The computation of the demand and energy attributable to loads qualifying for the Special Purpose Rates shall be computed in accordance with the Special Purpose Rates section of this rate schedule.

All Class A Members shall have the previous calculations performed in the current month provided the required data is provided in sufficient time to prepare the billing. If this data is not available within the current month, the Basin Electric bill shall be computed using the base demand rate, the base demand credit, the base energy rate, and the base energy credit.

The adjustments appropriate for Special Purpose Rates shall be made the following month pending the receipt of the necessary data. Failure to provide said data prior to the preparation of the subsequent month's bill shall negate the adjustments for the affected billing period except for corrections required because of equipment malfunction or other causes beyond the Member's control.

Late Payment

Unless a fixed payment due date has been established in writing, all Class A Member power bills will be due and payable at the Cooperative's office in Bismarck within 15 calendar days after the bill is delivered to the Member, as provided for in the wholesale power contracts. Payments not received by the Cooperative at the Cooperative's office in Bismarck after the 20th calendar day following billing will be assessed an interest charge. Interest shall be assessed monthly on the average of the beginning and ending monthly unpaid balances and shall be recalculated monthly at one-quarter of one percent (0.25%) above the monthly average of the prime rate established by JP Morgan of New York, its successor or assigns.

Billing Periods

Basin Electric billing periods shall be on a calendar month basis.

Adjustments for Power Factor

The Member agrees to maintain unity power factor as nearly as practicable and such Member will be required to maintain an average power factor at the point of delivery of between 95 percent lagging and 95 percent leading. In the event Basin Electric determines by test that these tolerances are exceeded, the Member shall, at its own expense, remedy the power factor to a value within these tolerances.

Special Purpose Rates

Non-Controlled Electric/Dual Space Heat Rate
Interruptible Rate
Standby Rate
Renewable Delivery Rate
MISO Wind Resources
Load Incentive Rate

Eligibility Requirements for Special Purpose Rates

1. These rate are available to Class A Members (Members) which meet the following eligibility requirements as well as the eligibility requirements lined out in the individual rate.
 - a) The requesting Member must have an all-requirements contract with Basin Electric or must, during the entire billing year, purchase all supplemental requirements from Basin Electric. For systems with multiple power supply arrangements, this rate only applies to that portion of their system receiving supplemental power supply from Basin Electric.

2021 Special Purpose Rates	Electric Heat Rate	Interruptible	Renewable Delivery Rate	MISO Wind Resource	Standby Rate	Load Incentive Rate	
Objective	Encourage usage	Minimize Load Control	Provide for Green Energy Delivery	Provide Station Power for MISO Wind Resources	Backup Service		
Size Constraint							
Term(s)						2021-2023	
Demand Rate	None	None	None	None	Less than 40% CF*	\$15.44/kw-mo	\$11/kw-mo
					Between 40-70% CF*	\$11.56/kw-mo	
					Greater than 70% CF and less than 5MW*	\$7.68/kw-mo	
					Greater than 70% CF and 5MW or larger*	\$10.56/kw-mo	
					*Rates listed are Net with Credit applied and will be adjusted to the applicable Transmission and Ancillary Services Zone Rate that Basin Electric is subject to		
Energy Rate	34 Mills/kWh	Base Energy Rate	1-3 Mill Adder to Base Energy Rate Depending on Term		The higher of the daily on-peak index for firm deliveries on a daily basis (the specific on-peak index shall be defined at the time of application) or Basin Electric's Base Energy Rate.	Base Energy Rate	
Applicable Period	Jan - April	Oct - Dec					

For all applicable provisions of the Rate please see specifics in Rate Schedule A

RATE SCHEDULE A

NON-CONTROLLED ELECTRIC/DUAL SPACE HEAT RATE

This rate is available to Class A Members that have residential and/or commercial electric/dual space heat installations which meet the following eligibility requirements. This rate is designed to encourage the installation and utilization of electric space heating in the member cooperative areas where Basin Electric is the all supplemental supplier.

Eligibility Requirements

1. The Member must complete and submit the attached monthly usage report for each applicable billing period listed below.
2. If a Member chooses to use the electric/dual space heat rate to serve individual loads then the member must not utilize any form of load management for those electric/dual space heat installations any time during the billing month. Members that have a power supplier other than Basin Electric or WAPA and are in contract to control during certain times of the month are still eligible for the Non-Controlled Electric Heat/ Dual Space Heat Rate unless the control time falls on the Class A Member's monthly billing peak. Load management shall include the following:
 - Positive control
 - Time of day rates
 - Peak alerts through mediums such as text or Facebook messaging where the consumer receives a direct notification or alert
 - Examples of acceptable peak alerts: radio ads and posts on Member's website or Facebook page
 - Demand controllers
 - Time clocks
 - Voltage reduction
3. For G&Ts, the no load management criteria, with the exception of peak alerts, shall be applied at the distribution member level; i.e., if one distribution member controls electric/dual space heat and another doesn't, only the electric/dual space heat installations of the member not using load control qualify. The peak alert criteria shall be applied at the Class A Member level. If any distribution member of a G&T uses peak alerts that shall constitute load management and the entire G&T shall not qualify for this rate.
4. The Member's electric/dual space heat installations must:
 - a) Have a permanent electric resistance and/or heat pump space heating system in a residence or commercial building.
 - b) Separately meter the electric space heat. Basin Electric reserves the right to inspect all electric/dual space heat installations and associated metering.
 - c) **For Dual Heat only**
 - i. Have installed a backup oil, propane or natural gas heating system capable of supplying the entire space heating requirements normally supplied by the permanent electric heat.
 - ii. Be capable of automatically switching between the electric and fossil fuel backup heating systems at the Member's discretion. While the electric/dual space heat systems must be capable of automation, it is at the Member's discretion whether to install the actual electrical equipment to accomplish the automation or defer such equipment installation until it intends to control the electric heat.

- Water heaters, electric heat storage units, grain dryers, or any other non-space heating applications do not qualify for this rate. A water heater may be connected to the same service/meter as the consumer's electric/dual space heat; however, 400 kWh per month shall be subtracted from the electric/dual space heat meter reading to determine the qualifying monthly energy.

Rate

The Non-Controlled Electric/Dual Space Heat Rate is effective for non-controlled electric space heating energy used during the heating months of October through April.

For 2021: January 1, 2021, through April 30, 2021, and October 1, 2021, through December 31, 2021 are the applicable billing periods.

Demand Rate	
2021	None
Energy Rate	
2021	34 Mills/kWh

Note: It is the intent of the Basin Electric Board to maintain the Non-Controlled Electric/ Dual Space Heat Rate Schedule through 2025, but it may be modified at the Board's discretion at any time.

Billing Mechanism

The monthly billing shall be computed in accordance with the following procedure:

- The Member is responsible for totalizing the energy used by the qualifying electric/dual space heat installations on a monthly basis and providing this information to Basin Electric.
- If a Member has water heaters connected to its electric/dual space heat meters, it must identify which consumers this applies to. Each water heater is deemed to utilize 400 kWh per month which shall be subtracted prior to billing computations. A monthly usage report (below) is provided with this rate schedule to aid the Member in submitting this data to Basin Electric.
- If a Member installs 30-minute time registration demand metering on electric/dual space heat installations over 60 kW, the electric/dual space heat demand shall be equal to the electric/dual space heat's contribution to the Member's maximum coincident demand purchase from Basin Electric (demand meters installed <60 kW grandfathered through July 31, 2014).
- The electric/dual space heat demand attributable to electric/dual space heat installations shall be computed based on the metered energy used by those installations, a 65% monthly load factor, and the hours in the subject billing period.

5. For Electric Heat only

For members that purchase less than 50% of their annual energy requirements from Basin Electric, the maximum electric heat demand, after subtracting the demand attributable to new electric heat consumers added in 1992 or later, shall not exceed 35% of either the Member's monthly base demand or energy.

New electric heat consumers are defined as consumers who prior to 1992, did not have electric heat installed in their homes or businesses. Existing electric heat customers converted from a cooperative's regular rate to an electric heat rate do not constitute new consumers

6. The electric/dual space heat demand and energy computed in #1 through #5 shall be billed at the demand and energy rates specified in the rate section.
7. Corrections to electric/dual space heat energy submittals will be accepted for the current heat season, or prior season if detected in a non-heat month, until the subsequent season begins on October 1.

NON-CONTROLLED ELECTRIC/DUAL SPACE HEAT RATE MONTHLY USAGE REPORT

Member Cooperative	Click here to enter text.
Month/Year	Click here to enter text.
Number of electric/dual space heat installations	Click here to enter text.
Total kWh <i>(Before water heater adjustment)</i>	Click here to enter text.
Number of water heaters <i>(Total count of water heaters metered through the heat meter)</i>	Click here to enter text.
Deemed water heater kWh <i>(Water heater count x 400 kWh)</i>	Click here to enter text.
TOTAL kWh Billed at the Non Controlled Electric/Dual Space Heat Rate <i>(Total kWh less deemed water heater kWh)</i>	Click here to enter text.
<i>(Signature)</i>	<i>(Date)</i>

RATE SCHEDULE A INTERRUPTIBLE RATE

The objective of these rates are to minimize load control periods and increase the cooperative's power supply availability to interruptible loads. The Member must choose between Type 1 or Type 2.

Type 1: Member Distribution Cooperative Controlled Loads

Eligibility Requirements

1. The attached Type 1 rate application must be completed by the Member and accepted by Basin Electric.
2. The qualifying load can either be full or partial control as well as positively or voluntarily controlled by the Member via a load management system or peak alert type program.
3. The start of term for the qualifying load must be by December 1st of the Winter Season months or by June 1st of the Summer Season so an actual residual load value, if any, can be established.
4. The benefits of this rate will be made available on an annual basis, a winter season basis or a summer season basis.

Summer Season Months	May, June, July, August, September and October
Winter Season Months	November, December, January, February, March and April

Billing Mechanism

The monthly billing shall be computed in accordance with the following procedure:

1. The qualifying loads power usage must be determined via 30 minute time registration demand meters. All meters shall be tested and calibrated as required in accordance with the Wholesale Power Contract between Basin Electric and the Member.
2. Each month of the year, prior to completion of the Member's monthly billing, the Member shall provide to Basin Electric the 30-minute demand data and total monthly energy usage for all loads for which the Interruptible Rate is requested.
3. Failure to provide such data shall result in the Member being billed at Basin Electric's Base Demand and Energy rate except for those situations where the data is not available due to equipment failure. If the metering equipment should malfunction, the Member shall be billed by Basin Electric using the best information available. Basin Electric will be the sole judge of the metering quantities in these situations.

During March, April, May, September, and October

1. Demand

The Class A Member's coincident peak demand billing shall be reduced by the qualifying load(s) controllable demand (i.e. excluding the established residual load level) at the time of the Class A Member's coincident peak.

Energy

The interruptible energy billing shall be the qualifying load(s) energy during the month.

2. **Rate**

Demand Rate	None
Energy Rate	
2075 Contract Members	31.36 Mills/kWh
2050 Contract Members	31.97 Mills/kWh

During January, February, June, July, August, November, and December

1. The Class A Member shall positively or voluntary control all or an established portion of each load which qualifies for this Interruptible Rate via its load management system or a peak alert type program to minimize its peak load levels.
2. A minimum, or “residual” load level will need to be established on the Member’s application for partial control. For fully controlled loads, load levels will be expected to fall to zero or near zero levels due to such things as primary metering location, etc. For fully controlled loads with near zero load levels, staff will determine if an estimated of such near zero load levels should be subtracted from the credit during the credit months.
3. If the demand deliveries to the qualifying load(s) during the control months are greater than the established residual load level during the Class A Members’ coincident peak, The demand billing and residual load level shall be addressed per provisions of “a” and “b” below.
 - a. Basin Electric will not apply a ratchet to the residual load level and will waive the three times billing demand provisions for up to two (2) occurrences in any rolling 24 calendar month period. Starting with the third (3rd) occurrence in any rolling 24 calendar month billing period, Basin Electric shall 1.) assess the Member a three (3) times Base Demand rate on the amount of load above the established residual load level at the time of the Class A Member’s coincident peak for the month and 2.) apply a ratchet to the residual load level.
 - b. The Member shall also have the opportunity to submit to Basin Electric the qualifying load(s) demand and energy deliveries for the five highest Class A Member pre load management load periods of the month. Basin Electric, upon examination of the submittal data, will waive the occurrence provisions listed above, if it is obvious that the member ultimately reduced its monthly peak demand through a load management system or peak alert program with the qualifying interruptible load.

The Member must submit a request for review and the associated data before the end of the next month’s billing period.

TYPE 1: INTERRUPTIBLE RATE APPLICATION for MEMBER CONTROLLED LOADS

Member Cooperative	Click here to enter text.
Distribution Member	Click here to enter text.
Load Name	Click here to enter text.
Type of Control	<input type="checkbox"/> Positive/Direct
	<input type="checkbox"/> Voluntary/Indirect
Level of Control	<input type="checkbox"/> 100% <i>(Entire load controlled)</i>
	<input type="checkbox"/> Partial <i>(Portion of load controlled)</i>
Residual Load Level <i>(For Partial Level of Control)</i>	Click here to enter text.
Qualification Period	<input type="checkbox"/> Winter Season
	<input type="checkbox"/> Summer Season
	<input type="checkbox"/> Annual
Starting Month <i>(Must be start of control period)</i>	<input type="checkbox"/> Jun. 1 st , 2021
	<input type="checkbox"/> Nov. 1 st , 2021
	<input type="checkbox"/> Dec. 1 st , 2021
<i>(Signature)</i>	<i>(Date)</i>

Type 2: RTO/ISO Accredited Demand Response Resources

1. Type 2 accreditation is an option for the Member where it is in lieu of Member control. Control by any entity other than the RTO/ISO is prohibited.

Eligibility Requirements

1. At the current time only MISO has procedures which allow for the Accreditation of Demand Response Resources. As a result only Demand Response Resources in MISO will be allowed under this option. The qualifying generation must meet all eligibility criteria listed in the written procedure for Behind the Meter Generation (BTMG) Qualification Requirements.
2. The attached "Behind the Meter Generation (BTMG) Registration" application must be reviewed and completed by the Member and accepted by Basin Electric, plus any and all applicable registration forms and information required by the Regional Transmission Organization (RTO) or Independent System Operator (ISO) for the controllable resource must be filled out, submitted to, and accepted by the RTO/ISO.
3. The qualifying resource must be within the RTO/ISO market and meet all of their requirements.
4. The start of term for the qualifying resource must be at the beginning of the RTO/ISO planning period
 - a) For MISO the Planning Period would be June 1st through May 31st, with a registration deadline by November 1st prior to the start of the planning period of interest. MISO will review the registration and send approval within 15 days if approved.
 - b) Interruptible resource accreditation is not yet available in SPP.
5. The benefits of this rate will be made available on an annual basis.
6. The qualifying generation purchased under this rate shall be considered a Basin Electric point of delivery under the all-requirements contract. Therefore, the generation purchased under this rate shall be added to Basin Electric's monthly power deliveries prior to determining Basin Electric billing under Rate Schedule A.

Rate

Payment is subject to Basin Electric accrediting the generation.

If Basin Electric incurs a financial penalty from MISO or host Market Participant, the penalty will be passed through to the Member.

Billing/Metering

The monthly billing shall be computed in accordance with the following procedure:

1. The Member shall be responsible for all metering costs. The qualifying generation power output usage, whether served by the Member or the BTMG, must be determined via 30 minute time registration demand meters. All meters shall be tested and calibrated annually.
2. Each month of the year, prior to completion of the Member's monthly billing, the Member shall provide to Basin Electric the 30-minute generation and load data and total monthly energy usage and production for all loads and generation for which the Interruptible Rate is requested.
3. Failure to provide such data shall result in the Member being billed at Basin Electric's Base Demand and Energy rate except for those situations where the data is not available due to equipment failure. If the metering equipment should malfunction, the Member shall be billed by Basin Electric using the best information available. Basin Electric will be the sole judge of the metering quantities in these situations.

4. Monthly base rate demand billing will be waived on the lesser of 65% of the RTO accredited amount or the qualifying load level at the time of the Class A Member's monthly billing peak.

Behind The Meter Generation (BTMG) Registration

(Application Deadline: No later than November 1, previous year of upcoming Plan Year.)

General Information:

Plan Year: June 1, 20 [redacted] through May 31, 20 [redacted]

Auction: Annual

BTMG name: [redacted] (20 char. Max)

Description: [redacted] (250 Char. Max)

Registration asset owner: [redacted]

Load Balancing Area: [redacted]

Capability:

Demand Reduction Capability at MISO Peak (Calculated)

[redacted] (MW)

If BTMG is greater than 10 MW:

XEFORd:

Calculated: [redacted]

Override: [redacted]

Transmission Loss Percent (defaults to value from Coincident Peak Forecast): _____

GADS Generators: [redacted]

NERC Reporting:

BTMG Capability Forecasts (First year is calculated)

PY	Jun	Jul	Aug	Sep	Oct	Nov	Dec	Jan	Feb	Mar	Apr	May
1												
2												

Seasonal levels (MW)

PY	Sum	Win
3		
4		
5		
6		
7		
8		
9		
10		

Availability: 5 events Runtime hours: 4

Operations:

Locations

City: [redacted] County: [redacted] State: [redacted]

M&V Protocol to be applied to this BMTG:

Metering Generator Output [redacted]

Startup Notifications Time Details:

Hours	Minutes	From (EST)	To (EST)	Days	Description

Notifications:

I certify that I have all permits in place to operate this resource

I certify that I hold all rights necessary to operate this resource

Resource operator contact name (24x7) (150 characters max):

Resource operator contact phone (24x7):

Resource operator contact e-mail (24x7):

Acceptance:

By registering this resource, Registrant understands that MISO’s approval of the registration applies to the Resource’s ability to participate in MISO’s Resource Adequacy Construct based on information accompanying the registration. An “approval” by MISO does not, however, alter the performance expectations stated in MISO’s tariff nor does it approve or accept any operating restrictions that this Resource may have pursuant to any practice, rule, regulation, tariff or contract. In the event Emergency conditions warrant deployment of this Resource, performance evaluation will be based solely on the expectations and criteria set forth in the terms and conditions in MISO’s tariff. Any conditions, outside those listed in MISO’s tariff, will not be considered in the Resource’s performance evaluation and as such, should be considered as a risk of participation for the Asset Owner.

Please review MISO’s Tariffs and Business Practices Manuals, which are located on the website below, prior to committing the resource to the Resource Adequacy Construct. As always, feel free to email MISO’s Resource Adequacy Team at radequacy@misoenergy.org with any additional questions.

Registrant accepts the terms and conditions of the MISO Tariff applicable to this resource.

Contact Information:

Primary contact name (150 characters max):

Primary contact phone:

Primary contact e-mail:

Signature:

Name:

Title:

Member Cooperative:

Date:

BTMG Business Guide for Implementation

BTMG Qualification Requirements

- BTMG can be available to provide energy with no more than 12 Hours advance notice from MISO or the Local Balancing Area (LBA) and sustain energy production for a minimum of four (4) consecutive Hours for 5 emergency events.
- BTMG is capable of being interrupted and available at least the first (5) times as needed during the Summer season by MISO or the LBA for emergency event purposes during the Planning Year.
- BTMG is equal to or greater than 100 kW (an aggregation of smaller resources that can produce energy may qualify in meeting this requirement if located in the same Local Resource Zone (LRZ)).
- Behind the Meter Generation must demonstrate Generation Verification Test Capacity (GVTC) on an annual basis.
- Submitting generator availability data (including, but not limited to, NERC GADS) into a database through the Market Portal for non-intermittent BTMG greater than or equal to 10 MW based on GVTC. Non-intermittent BTMG less than 10 MW based upon GVTC that begin reporting generator availability data must continue to report such information.
- Internal purchase power agreements (PPAs) will not be qualified by MISO.
- BTMGs that have been retired prior to the Planning Year will not qualify as a Planning Resource.
- If BTMGs used to meet Resource Adequacy Requirements retire or suspend during the Planning Year, they must be replaced effective with their change of status date.
- To the extent Basin Electric is not the Market Participant for the Member in MISO, the Member shall require their respective Market Participant register these BTMG with MISO and their Market Participant is required to enter into a MISO Zonal Resource Credit Transfer Agreement with Basin Electric in the amount of the Credit requested by the Member.
- To the extent that Market Participant does not have enough network load greater than the BTMG to offset, the BTMG will not qualify to be registered as a BTMG.

Maximum BTMG allowed to offset network load for MISO Planning Year 2020-2021					
CPnode	OTP.BEPC	MEC.BEPM.CPZD	ALTW.BEPM.CBLD	NSP.ERERPC	MDU.BEPC
MW	89.3	3.9	10.2	14.8	17.9
CPnode	GRE.NSP.GREC	GRE.GRE	GRE.ALTW	OTP.GRE	GRE.MP.GRE
MW	45.5	38.0	35.7	9.1	21.8

BTMG Performance

All costs associated with the BTMG failure to perform shall be the responsibility of the Member. The Market Participant (MP) shall pass on costs it incurs because of the Member's BTMG failure to perform.

When a BTMG that either is used in a FRAP or cleared in a PRA fails to perform during an Emergency when given a Scheduling Instruction by MISO or the LBA, the penalties are calculated for each hour in which a BTMG fails to respond in an amount greater than or equal to the target level of generation increase as the sum of: (1) the product of (a) the amount of increased generation not achieved and (b) the LMP at the CPNode associated with the BTMG; and (2) applicable Revenue Sufficiency Guarantee (RSG) Charges. The amount of increased generation not achieved for BTMG is equal to the greater of: (1) the difference between (a) the target level of generation increase and (b) actual increased generation; and (2) zero. The applicable RSG Charges are equal to the product of: (1) the difference between (a) the target level of increased generation and (b) actual increased generation; and (2) the applicable RSG charges.

The revenues from charges resulting from BTMGs that fail to respond in an amount greater than or equal to the Scheduling Instructions shall be allocated, pro rata, to MPs representing LSEs in the LBA area(s) that experienced the Emergency, on a load ratio share basis.

For any situation where a BTMG does not increase generation in response to a Scheduling Instruction or where the resource is claimed to be unavailable as indicated in the MISO Communication System (MSC) as a result of maintenance requirements or for reasons of Force Majeure, MISO shall initiate an investigation into the cause of the BTMG not being available as needed during Emergency and may, if deemed appropriate, disqualify that resource from receiving ACP payments for that Planning Year. The BTMG may be called but not required to respond if the Emergency call is outside the resource's registration limitations (i.e. less than the registered time to respond, the event lasts longer than the registered duration, is made outside the Summer period; or the resource has reached its registered maximum number of deployments).

In the event the same BTMG does not sufficiently respond or is unavailable, except for reasons of Force Majeure or other acceptable reasons defined in the Tariff or in this BPM on a second occasion during a Planning Year (with a separation period of at least 24 hours), the MP that registered the BTMG will be subject to the penalties described herein (if that BTMG fails to increase generation to the level instructed). Such BTMG shall be assessed the same penalty as indicated above for its first performance failure, and the BTMG will no longer be eligible to receive ACP payments for the current Planning Year and for the next Planning Year.

If, in review of the BTMG's measurement and verification data following an Emergency, MISO determines that the MP has committed fraud to receive excess payments or avoid penalties, MISO will have the right to ban the MP or its customers from participation in the wholesale electricity markets, as well as, pursue other legal options at the sole discretion of MISO.

When to Perform and Submit a Generation Verification Test Capacity (GVTC)

- Behind the Meter Generation (BTMG) that qualified as Planning Resources for the current Planning Year shall submit their GVTC no later than October 31st in order to qualify as a Planning Resource for the upcoming Planning Year. GVTC can be completed by completing a real power test or based on operational data. The GVTC must be completed during the test period of September 1st through August 31st prior to the upcoming Planning Year.
- A real power test is required to demonstrate a modification that increases the rated capacity of a unit, and a revised GVTC should be submitted to MISO no later than March 1st prior to the Planning Year. The initial GVTC should be submitted by October 31st prior to the Planning Year.
- A real power test is required when returning from a suspended state and the GVTC must be submitted to MISO. A real power test is required when any unit returns to MISO after an absence (including but not limited to, catastrophic events, or a period during which it was not qualified as a Planning Resource under Module E-1).
- A real power test is required for Planning Resources in an approved “Suspension” status. If a Planning Resource is unable to complete a real power test, the MP responsible for that Planning Resource must include this item, including timing and cost requirements, when requesting a facility specific reference level.
- The GVTC for a new or returning Non-Intermittent Generation resource is due by March 1st prior to the Planning Year. See Appendix J for links to MISO’s GVTC Manual and processes.
- Reporting is accomplished through MISO’s PowerGADS reporting system as described in Net Capability Verification Test User Manual

Appendix J – GVTC Testing Requirements

- BTMG that intend to qualify as or being used as a Planning Resources are required to perform a real power test or provide past operational data that meets these requirements to determine its GVTC and submits its GVTC data to MISO’s PowerGADS.
- If a Planning Resource fails to perform a real power test during the testing period and report the test information to MISO’s PowerGADS by the reporting deadline, it will result in the Planning Resource not qualifying as a Planning Resource and will receive zero (0) UCAP MWs for the upcoming Planning Year.

J.1 Generation Verification Test Capacity (GVTC)

- The maximum Energy output (MW) that a Behind the Meter Generation (BTMG) can sustain over the specified period of time, if there are no equipment, operating, or regulatory restrictions, minus any Capacity utilized for the units station service power.

J.2 When to Perform and Submit a Generation Verification Test Capacity

- Behind the Meter Generation that qualified as Planning Resources for the current Planning Year shall submit their GVTC no later than October 31st in order to qualify as a Planning Resource for the upcoming Planning Year. The real power test shall be performed or past operational data must be provided during the test period between September 1st and August 31st prior to the upcoming Planning Year

- A real power test is required to demonstrate a modification that increases the rated capacity of a unit, and then submit the revised GVTC.
- A real power test is required when returning from a suspended state and then submit the GVTC
- A real power test is required when any existing or new unit returns to MISO after an absence (including but not limited to, catastrophic events, or not qualified as a Planning Resource under Module E-1) or being qualified as a Planning Resource for the first time
- A real power test is required for Planning Resources in an approved “Suspension” status. If a Planning Resource is unable to complete a real power test, the MP responsible for that Planning Resource must include this item, including timing and cost requirements, when requesting a facility specific reference level.

J.3 Adjustment to establish the GVTC

- The GVTC shall be temperature corrected to the average temperature of the date and times of MISO’s coincident Summer peak, measured at or near the generator’s location, for the last 5 years. MISO publishes the date and time of the past 5 annual coincident Summer Peaks. When local weather records are not available at the plant site the values shall be determined from the best data available (i.e. local weather service, local airports, river authority, etc.).

The adjustments required to establish the GVTC of a unit include, as appropriate for each electric generating technology, ambient temperature, humidity, condensing water temperature and availability, fuels, steam heating loads, reservoir level, nuclear fuel management programs and scheduled reservoir discharge.

J.5.3 Combustion Turbine, Internal Combustion, and Diesel Units

- The gross capability and continuous GVTC will be validated for a period of not less than one (1) hour.

Ambient temperature and humidity conditions to be used for adjusting the measured test output shall be the average for the past five years of the maximum temperature and humidity occurring the day of MISO’s system summer maximum peak. Where inlet cooling is used to reduce turbine inlet air temperature; the temperature at the discharge of the Inlet coolers shall be the basis for ambient temperature adjustment.

Unit shall be operated with regularly available type and quality of fuel.

For a facility that consists of multiple units, auxiliary load for a shared auxiliary power system shall be allocated to the individual units to compute unit net capability.

Reporting:

CARD	Must be "90"
Utility	Required
Unit	Required
Year	Required
Period	Must be "S" for Summer
Test Index	Must be a "1"
REVISIONCODE	Must be "0" for initial upload, "R" to Revise, or "D" to Delete
Corrected Net	Leave Blank
Claimed Installed	Leave Blank
Difference	Leave Blank
Unit Type	Optional. If entered should be CT, ST, DS, HD, NU, CC, FB or PS
Test Start Date	Required
Test End Date	Required
Gross MW	Required
Station Service	Required
Process Load Served	Required
Net Test Capability	Required
Reactive Generation MVAR	Optional
Total Power MVA	Leave Blank
Power Factor	Leave Blank
Dry Air Temperature Observed	Required for certain unit types
Dry Air Temperature Rated	Required for certain unit types
Air Temperature Correction	Required
Relative Humidity Observed	Required for certain unit types
Relative Humidity Rated	Required for certain unit types
Relative Humidity Correction	Required
Cooling Water Temperature Observed	Required for certain unit types
Cooling Water Temperature Rated	Required for certain unit types
Cooling Water Temperature Correction	Required
STANDARD	Must be "MISO"

RATE SCHEDULE A MEMBER STANDBY RATE

The Member Standby Service Rate is a component of power supply under the all requirements Wholesale Power Agreement between Basin Electric and its Class A Members (Member). For all-requirements Members, the use of this rate is mandatory in any instance wherein a Member's consumer has elected to self-generate some or all of its power requirements and are not participating in the Member's load management program. These rate options reflects Basin Electric's anticipated cost of providing standby service.

Eligibility Requirements

1. The attached rate application must be completed by the Member and accepted by Basin Electric.
2. The consumer shall be responsible for any applicable interconnection costs and agreements required for operation of the generator interconnected with the electrical grid.
3. The Member shall provide documentation to Basin Electric stating the maximum capacity and anticipated annual capacity factor operations of the power source for which standby service is required. The Member shall also provide documentation to Basin Electric identifying the maximum capacity Basin Electric may be required to supply when the retail consumer's power source is not available. This value, defined as the Requested Standby Capacity, shall not exceed the capacity rating of the retail consumers own power source and shall not be less than the consumer's peak load served by the power source. (If a Member consumer's load is higher than the previously Requested Standby Capacity, Basin Electric will use the highest amount as the new Requested Standby Capacity going forward.)
4. At the time of application the Member will select the anticipated annual capacity factor operations for the power source. The actual resource operation will be reviewed each quarter and billing will be adjusted quarterly to reflect the actual Capacity Factor Operations.
5. The minimum magnitude of standby service provided under this rate schedule is 150 kW.
6. Standby Capacity will be provided on a 12 month basis only.
7. If a retail consumer has a single or multiple power sources at the same site and this rate is utilized to provide backup service to all, or a portion of the multiple sources, each source must be individually metered and Basin Electric's energy deliveries to the Members in the event of the consumer loss of power source shall be based on the individual meters for the source associated with the loss of power, unless otherwise agreed by Basin Electric. This service, and the associated load regulation, will only be provided for those individual power sources identified in the application.

Rate - Based on Capacity Factor Operations

Standby Demand Rate:

Capacity Factor Operations	Transmission and Ancillary Services* (\$/kw-mo.)	Capacity (\$/kw-mo.)	Total (Trans + Capacity) (\$/kw-mo.)	Credit** (\$/kw-mo.)	Net with Credit (\$/kw-mo.)
Less than 40% Rate	5.18	14.46	19.64	(4.20)	15.44
between 40-70% Rate	5.18	8.98	14.16	(2.60)	11.56
Greater than 70% and less than 5MW	5.18	3.50	8.68	(1.00)	7.68
greater than 70% and 5MW or larger	5.18	6.38	11.56	(1.00)	10.56

* Will be adjusted, at the time of application, to the applicable Transmission and Ancillary Services Zone Rates that Basin Electric is subject to (by the transmission provider or contractually obligated to).

2021 Transmission and Ancillary Services Zone Rate	
Zone	\$/kw-mo.
SPP - UMZ	\$ 5.36
SPP-NPPD	\$ 3.24
MISO-MEC	\$ 2.33
MISO-ALTW	\$ 10.79
MISO-GRE	\$ 7.10
MISO-MP	\$ 5.14
MISO-MDU	\$ 3.09
MISO-NSP	\$ 5.30
MISO-OTP	\$ 4.60
PAC	\$ 2.96
NWE	\$ 5.32
CUS	\$ 4.39
Weighted Average	\$ 5.18

** Credit will be applied if Standby Service is not provided at the time of the Class A Member's billing peak.

- The credit will be applied to the lesser of the generator output or the generation serving the load at the Class A Member's billing peak.

Up to two months, to be identified at the time of application, can be excluded from the capacity factor operation percentage calculation for anticipated normal process downtime. During these months, the full Base Rate sale levels would be applied to 100% of the load.

This rate will change annually to reflect Basin Electric's anticipated cost of providing standby service.

Standby Energy Rate: The higher of the daily on-peak index for firm deliveries on a daily basis (the specific on-peak index shall be defined at the time of application) or Basin Electric's Base Energy Rate.

Billing Mechanism

1. The meter readings required here under shall be adjusted for losses to the Basin Electric point of delivery.
2. The demand rate for each billing period for standby service provided under this rate shall be the Standby Demand Rate times the Requested Standby Capacity amount, adjusted to the normal Basin Electric point of delivery.
3. If standby service is provided at the time of the Class A Member's monthly coincident billing peak, the Class A Member's Base Rate billing demand shall be reduced by the Requested Standby Capacity amount, but can never be less than zero.
4. Consumer hourly load being served by the consumer generator (see Metering Requirements #1) which is greater than the actual hourly generation energy output (amount of standby energy service provided) shall be assessed the Basin Electric Standby Energy Rate.

If standby service is provided under this rate during the month, the Class A Member's monthly Base Rate energy purchases from Basin Electric shall be reduced by the amount of standby energy service provided.

5. Generation energy output in excess of consumer load, on an hourly basis, shall be purchased by Basin Electric at the PURPA Energy Rate.

Metering Requirements

1. The Member shall be responsible for all metering costs and shall separately meter the generator output and 100% of the consumer load at that site.
2. Thirty-minute time registration demand metering must be installed by the Member. All meters shall be tested and calibrated as required by the Wholesale Power Contract between Basin Electric and the Member. The meter shall be electronically read by the Member and Basin Electric.
3. In the event of metering equipment malfunction, Basin Electric shall be the sole determinant of billing meter quantities.

Patronage/ Bill Credits

1. The revenue received from the Standby Rate shall not be considered in determining the Member patronage allocation or bill credits from Basin Electric.

MEMBER STANDBY RATE APPLICATION

Member Cooperative*	Click here to enter text.
Name of Distribution Cooperative and Consumer requesting Standby Rate	Click here to enter text.
Commitment Term	Click here to enter a date. through Click here to enter a date.
Anticipated Capacity Factor Operations	<input type="checkbox"/> Less than 40% <input type="checkbox"/> 40% - 70% <input type="checkbox"/> greater than 70% < 5MW project <input type="checkbox"/> greater than 70% ≥ 5MW project
Months of Normal Process Downtime (if any)	Click here to enter text.
Project Size	Click here to enter text.
Location	Click here to enter text.
Type of Facility (describe in detail)	
Click here to enter text.	
<i>(Signature)</i>	<i>(Date)</i>
* By filling out this application, the Member agrees to each of the conditions in the Standby Rate.	

RATE SCHEDULE A RENEWABLE DELIVERY RATE

The intent of this rate is to provide Members with power supply from renewable generation facilities owned and located in the Basin Electric Power Cooperative Resource pool. The sales under this rate shall be from but not limited to wind, solar or biomass.

Eligibility Requirements

1. The Member shall make a written request for power deliveries, for a specific load and term, under this rate and such request must be accepted by Basin Electric. The rate shall apply to Basin Electric's deliveries to a Class A Member associated with retail loads that meet the following criteria:
 - a) The energy associated with the participating load will reduce the renewable energy credits to the Class A Member under Basin Electric's Renewable Resource Obligations Board Policy number 01, last reaffirmed in October 2016.

Rate

Demand Rate	None
Energy Rate	1.0-3.0 Mills/kWh adder to the Base Energy rate depending on the term of arrangement

Metering

The qualifying loads power usage shall be determined by an energy meter.

RATE SCHEDULE A

MISO WIND RESOURCES STATION POWER RATE

The objective of this rate is to define the terms and conditions upon which Basin Electric will provide power to the Class A Members who, in turn, may provide power to its membership(s) for station service power to wind generation resources directly interconnected to the Midcontinent Independent System Operator's (MISO's) transmission system that are located in the Member(s) (or its membership(s) service territory, to the extent such power is deemed under applicable rules and regulations to be provided as a retail sale.

Eligibility Criteria

1. The wind generator must be located within the Member(s) (or its membership(s) historical service territory, and the Member (or its membership) must have the exclusive right to serve retail electric customers within that service territory under applicable state laws. In addition, the wind generator must be directly interconnected with MISO.
2. The entire energy output of the wind resource must be delivered to and purchased by MISO.
3. The Member shall hold Basin Electric harmless from any liability to itself or third parties arising out of the operation of the wind resource and/or provision of billing and services under this rate schedule.
4. Basin Electric shall review and approve or disapprove the use of this rate Schedule A on a case-by-case basis for each wind resource for which this rate is requested.
5. Commitment term extensions will be subject to the availability of appropriate Basin Electric Rate Schedule A rate provisions.
6. Metering requirements listed below must be met to qualify for this Rate.
7. The application of this Rate must be allowed by all applicable state, federal and local laws, rules and regulations, as well as regulatory orders and directives without subjecting Basin Electric or the Member to additional regulation, liability and/or obligation. In the event provision of the rate and associated services under this Rate Schedule might or will result in additional regulation, liability or obligation to Basin Electric and/or the Member, the parties will agree on the means and methods of promptly terminating all transactions and services hereunder without further obligations or liabilities to one another.
8. This rate and the associated services hereunder will be available only to the extent that the station service power requirements of the wind resource are not self-supplied under the rules and regulations and orders of the FERC and/or state regulatory body. Furthermore, the application of this Rate Schedule must be in full compliance with all applicable state, federal and local laws, rules, regulations and orders of all jurisdictional regulatory bodies.
9. The Member (or its member) and the owner of the wind resource must have entered into a valid, binding and enforceable service agreement that expressly acknowledges the Member's (or its member) right to supply and to charge for all electric power sold or deemed to have been sold at retail to the owner/operator of the wind resource for use as station service power. In addition, the owner of the wind resource and MISO must have agreed in writing to take all actions (including but not limited to the supply to Basin Electric of any and all meter data deemed necessary by Basin Electric to provide service under this rate schedule) reasonably necessary in the circumstances to enable Basin Electric to provide service under this rate schedule and to prepare and submit accurate and timely billing statements to its members for station service power provided hereunder.

Rate

1. **Station Service.** The Rate for station service approved per this Rate Schedule shall be billed to the Member at Basin Electric's incremental cost of procuring and supplying Station Service Power to the wind resource from MISO. Such incremental cost shall include but may not be limited to the MISO Real Time Energy Market prices, MISO administration costs, and MISO transmission costs.
2. **Billing.** The charge for power delivered per this Rate shall be in the form of a charge on the Member's monthly power bill.
3. **Patronage.** The rate to the Member associated with the power delivered under this Rate shall not be considered in determining the Member patronage allocation or bill credits from Basin Electric.

Metering Requirements

1. Basin Electric shall inform the Member of the metering arrangements that must be put into place to enable Basin Electric to provide service under this Rate Schedule A, and the Member shall be responsible for all metering costs. The meter shall be electronically read by the Member and Basin Electric.
2. Metering for station service shall be such that all power delivered to wind resource(s) from the grid shall be metered, and all power delivered from the wind resource to the grid is metered.
3. 30-minute time registration demand and energy metering must be installed for all wind resources.
4. All meters shall be tested and calibrated as required by the operator of the transmission system operator which the wind resource is connected.
5. In the event of a metering equipment malfunction Basin Electric shall be the sole determinant of the amounts of power and energy delivered by Basin Electric.

RATE SCHEDULE A LOAD INCENTIVE RATE

This rate is available to Class A members, with 2075 or 2050 Contract Terms, who directly or via their Distribution Cooperative Members enter into long term power supply contracts with the ultimate retail load, provided the following rate criteria are met. All loads which are approved under the 2021 Load Incentive Rate shall utilize this rate in accordance with the provision specified in the Load Incentive Application. This rate is not intended to be used for municipal or other wholesale transactions. The terms and conditions for an incentive rate for municipal load or other wholesale transactions would be under a separate contractual arrangement and would need to be approved by the Basin Electric Board.

Eligibility Criteria

1. The requesting Class A member must have an all requirements contract with Basin Electric.
2. Available to new consumer loads over 1.0 megawatt that start taking electric service after January 1, 2021, which were not for this Load Incentive Rate, the load would not be developed and served by the Membership. Change of ownership and expansion of existing load does not constitute new load. Each application will be reviewed on a case by case basis for consistency and value to the cooperative.
3. The member must not utilize any form of load management for loads receiving this rate.
4. Separate 30 minute time registration demand metering is required.
5. During 2021-2023, the Class A Member must certify that the Class A and C Members only pass through the following costs to the end user without markup:
 - a. Debt service costs resulting from the addition of new, non-OATT facilities, required to serve the new load.
 - b. Third party wheeling, incremental dues and assessments.
 - c. Taxes incurred as a result of serving the new load.
6. During 2021-2023, the Class A Member must certify that the Class A and C Member markup to the Basin Electric power supply cost, under this rate, be no more than \$2 per MWh in total. The Member markup shall cover items such as operations and maintenance, customer accounting, administrative, general, and debt service of their or their Member's existing system.
7. The rate will be available upon the completion and the acceptance of the Load Incentive Rate Application.

Rate/ Billing

Load qualifying for this rate under the 2021 Rate Schedule A, shall only qualify for this rate during the period from 2021 through 2023 period. No extension period will be allowed.

Demand Charge

2021-2023	\$11.00/kw-mo.
2024-	Base Demand Charge

Energy Charge

Base Energy Charge*

*If Basin Electric has a rate reduction during 2021-2023 as a result of the use of deferred revenue; the Base Energy Charge for loads under the Load Incentive

Rate will be increased such that the deferred revenue is excluded from the rate calculation.

The Load Incentive demand shall be the qualifying load(s) demand at the time of the Class A member's peak billing demand from Basin Electric.

Metering Requirements

The Member shall be responsible for all metering costs and shall meter the qualifying load under this rate. The meter shall be electronically read by the Member and Basin Electric.

1. The meter readings for the qualifying load shall be subtracted, without adjustment for any distribution system losses, from Basin Electric's base demand and energy sales prior to determination of the base demand and energy sale levels.
2. Thirty-minute time registration demand metering must be installed. All meters shall be tested and calibrated annually.
3. The member is responsible to provide Basin Electric with demand data for every 30 minute period of the billing month and total billing month energy usage. Failure to provide such data shall result in the member being billed at Basin Electric's base demand and energy charge except for those situations where the data is not available due to equipment failure.
4. In the event of a metering equipment malfunction Basin Electric shall be the sole determinant of the amounts of power and energy delivered by Basin Electric.

Patronage/ Bill Credits

1. Power sales under this rate shall be excluded from Basin Electric margin allocation and bill credits.

LOAD INCENTIVE RATE APPLICATION

Member Cooperative*	Click here to enter text.
Name of Distribution Cooperative and description of load	Click here to enter text.
Commitment Term	Click here to enter a date. through Click here to enter a date.
Estimated Demand	Click here to enter text. kW
Estimated Energy	Click here to enter text. kWh
Economic Alternatives Available to the Load	Click here to enter text.
Location	Click here to enter text.
Certification that load meets the Eligibility Requirements	<input type="checkbox"/> Yes <input type="checkbox"/> No
Type of Facility (describe in detail)	
Click here to enter text.	
<i>(Signature)</i>	<i>(Date)</i>
<p>* By filling out this application, the Member agrees to each of the conditions in the Load Incentive Rate.</p>	

Purchase Rates

Load Management Rate
Generation Purchase Rate

Eligibility Requirements for Purchase Rates

1. These rates are available to Class A Members (Members) which meet the following eligibility requirements as well as the eligibility requirements lined out in the individual rate.
 - a) The requesting Member must have an all-requirements contract with Basin Electric or must, during the entire billing year, purchase all supplemental requirements from Basin Electric.

2021 Purchase Rates	Load Management	Generation Purchase
Eligibility	Member's must have the ability to start up distributed generation or interrupt load as requested by Basin Electric	Any generation within size criteria
Size Criteria	>1 MW	150 kW ≤ X ≤ 5 MW
Term(s)	≤ 5 years	1-5 Years
Payment Rate - Demand	\$18.00/kW Season	\$0
Payment Rate - Energy	For Distributed Generation indexed based	On peak: \$28/MWh Off Peak: \$20/MWh

For all applicable provisions of the Rate please see specifics in Rate Schedule A

RATE SCHEDULE A

LOAD MANAGEMENT RATE

The objective of the Rate is to specify the qualification criteria and define the rate Basin Electric will pay the Member for the Member's ability to start up distributed generation or interrupt load, over 1 MW in size, on its system as requested by Basin Electric.

Class A Members may propose other forms of load management to the Basin Electric Resource Planning Department. Basin Electric will evaluate their proposal to determine the value of expanding the eligibility criteria for the Load Management Rate.

Eligibility Criteria - Distributed Generation

1. Distributed generation under this Rate must not be included in the Member's load management control program during the months in which Basin Electric may request distributed generation operation.
2. Distributed generation must be located within the Member's service territory.
3. For distributed generation that is interconnected to the electrical grid, the generation must meet the following requirements:
 - a) The Member shall be responsible for all interconnection costs and agreements required for operation of the generator interconnected with the electrical grid.
 - b) Operation of the distributed generation must comply with any applicable "Behind the Meter" transmission system policy.
 - c) Basin Electric may seek to receive Power Pool accreditation associated with the Distributed Generation purchase and the Member shall be responsible for all equipment and fuel costs required to support Power pool accreditation.

Note: The application, study and approval process to obtain approval for interconnection and transmission service, entails considerable time, effort and cost. The Member is encouraged to consult with Basin Electric Resource Planning Staff prior to committing to this process.

4. MV90 metering and real time SCADA signals must be maintained by the Member to implement this Rate.
5. Qualified distributed generation output requested by Basin Electric shall be added to the Member's power purchases from Basin Electric.
6. Distributed generation must be 1 MW or larger and Basin Electric shall have the right to call up to 180 hours of distributed generation operation per Summer or Winter Season, as defined in the Rate/Billing section, at the Load Management Energy Payment Rate.
7. The Member shall be responsible for any and all costs of delivering the output from the distributed generation for resale to their member load. Basin Electric shall not be responsible for any incremental transmission expenses as a result of distributed generation operation.
8. The attached Load Management Rate Application must be completed and executed by the Member requesting Basin Electric written approval pursuant to this Rate by October 1st for the upcoming planning year seasons of May through April.
9. The maximum Commitment Term shall not exceed five (5) years.

10. The Member shall hold Basin Electric harmless from any liability to itself or third parties arising out of Basin Electric's request for distributed generation operation.

Eligibility Criteria - Interruptible Load

1. The interruptible load under this Rate must not be included in the Member's load management control program during the months in which Basin Electric may request load control and the Member shall not use its load management control process to negate the load reduction called for by Basin Electric under this Rate.
2. The interruptible load must be located within the Members service territory.
3. MV90 metering and real time SCADA signals must be maintained by the Member to implement this Rate.
4. Basin Electric shall have the right to call for up to 180 hours of interruptible load during the Summer or Winter Season, as defined in the Rate/Billing section, at the Load Management Energy Payment Rate.
5. The attached Load Management Rate Application must be completed and executed by the Member requesting Basin Electric written approval pursuant to this Rate by October 1st for the upcoming planning year seasons of May through April.
6. The maximum Commitment Term shall not exceed five (5) years.
7. The Member shall hold Basin Electric harmless from any liability to itself or third parties arising out of Basin Electric's request for load interruption.

Rate/ Billing

Summer Season Months	May, June, July, August, September and October
Winter Season Months	November, December, January, February, March and April

1. Load Management Capacity Payment Rate

- a) For load interruption or distributed generation qualifying for this Rate in 2021, Basin Electric will pay the Member based upon the following rate.

Year	Summer Season (May - October)	Winter Season (November - April)
2021-2025	\$18.00/kW-Season	\$18.00/kW-Season

- b) Payment for Distributed Generation will be made at the end of the season and shall be based on the product of the Load Management Capacity Payment Rate times the lesser of the application amount or the minimum magnitude of the distributed generation purchase during the Season.

The Member's failure to operate distributed generation as called for shall result in forfeiture of the seasonal capacity payment for the season.

- c) Payment for Interruptible Load will be made at the end of the season and shall be based on the product of the Load Management Capacity Payment Rate times the minimum Load Interruption Amount during the season.

The Load Interruption Amount shall be determined as the lesser of the application amount or the difference of the average MV90 meter readings two hours prior to

Basin Electric's notice for load reduction minus the average MV90 meter readings during the hours Basin Electric has requested load reduction.

- d) Payment for Interruptible Load or Distributed Generation under this rate shall be in the form of a credit on the Member's monthly power bill.

2. Load Management Energy Payment Rate

- a) Payment for distributed generation output will be made at the end of the season and shall be based upon MV90 meter readings of the generator output during periods of requested distributed generation operation.
- b) An additional payment shall be based on the product of the total energy output for the Season from the qualifying Distributed Generation, times \$130/MWh indexed to the NYMEX heating oil month ahead futures with \$1.80 per gallon as a base
- c) There shall be no energy payment for Interruptible Load.
- d) Payment for load interruption or distributed generation under this rate shall be in the form of a credit on the Member's monthly power bill.

Patronage/ Bill Credits

- 1. The credit to the Member associated with the Load Management Rate shall not be considered in determining the Member patronage allocation or bill credits from Basin Electric.

LOAD MANAGEMENT RATE APPLICATION

Member Cooperative*	Click here to enter text.
Name of Distribution Cooperative and description of load interruption or distributed generation facility	Click here to enter text.
Commitment Term	Click here to enter a date. through Click here to enter a date.
Expected magnitude of load interruption	Click here to enter text. kW
Expected magnitude of distributed generation	Click here to enter text. kW
Location	Click here to enter text.
Qualification Period	<input type="checkbox"/> Winter Season
	<input type="checkbox"/> Summer Season
	<input type="checkbox"/> Winter and Summer Season
Type of Facility (describe in detail)	
Click here to enter text.	
<i>(Signature)</i>	<i>(Date)</i>
<p>* By filling out this application, the Member agrees to each of the conditions in the Load Management Rate.</p>	

RATE SCHEDULE A

GENERATION PURCHASE RATE

The objective of the rate is to specify the qualification criteria and define the rate Basin Electric will pay the Members for the commitment of energy output from generation projects interconnected on the Member's transmission/distribution systems.

Eligibility Criteria

1. The Member must not utilize the generation qualified under this rate for load management purposes to minimize the Member's power purchases from Basin Electric and the Members load management operations must be operated such that the Member amount of load control is not reduced when generation being purchased under this rate is operated.
2. The generation must be located on the Member's transmission/ distribution system and directly connected to a member distribution system.
3. For generation that is interconnected to the electrical grid, the generation must meet the following requirements:
 - a) The Member shall be responsible for all interconnection costs and agreements required for operation of the generator interconnected with the electrical grid.
 - b) Operation of the generation must comply with any applicable "Behind the Meter" transmission system policy.
 - c) Basin Electric may seek to receive Power Pool accreditation associated with the generation purchase and the Member shall be responsible for all equipment and fuel costs required to support Power pool accreditation.

Note: The application, study and approval process to obtain approval for interconnection and transmission service, entails considerable time, effort and cost. The Member is encouraged to consult with Basin Electric Resource Planning Staff prior to committing to this process.

4. The committed output level must not be less than 150 kW and not more than 5 MW.
5. 100% of the energy output produced by the facility shall be delivered to and purchased per this rate. Net metering is not permitted under this Rate. Such purchased power shall be delivered by Basin Electric to the Member at the site and all delivered quantities shall be added to Basin Electric's monthly demand and energy deliveries prior to determining Basin Electric billing under Rate Schedule A.
6. Energy purchased under this rate may not receive payment pursuant to Basin Electric's policy for administering the Public Utility Regulatory Policies Act of 1978 (PURPA).
7. The Member shall be responsible for any and all costs of accepting and distributing the generation output for reselling to their member load, and Basin Electric shall not be responsible for any incremental transmission expenses as result of this power purchase.
8. All energy purchased under this rate shall include any environmental attributes (renewable energy credits) associated with environmental character of generation. Basin Electric shall receive ownership of those environmental energy credits and shall have the right to remarket the environmental energy credits. For the purpose of this rate, environmental attributes and/or environmental energy credits shall not include federal income tax credits for wind energy that are accruable to the owner of the energy facility. The Member shall

annually provide a completed, signed copy of Renewable Energy Certificate, if applicable, to Basin Electric prior to receiving any payments.

9. The attached Generation Purchase Rate Application must be completed and executed by the Member requesting Basin Electric to purchase energy pursuant to this rate. In which, Basin Electric shall review and approve or disapprove the use of this rate and qualification term for each energy purchase.

The application of this rate and purchase of energy must be allowed by state law without subjecting Basin Electric, the Member, or the consumer to additional regulation and/or obligation. In the event state law results in the additional regulation or obligations to any party, qualification under this rate is null and void and all parties are released from the obligations of this rate irrespective of the Commitment Term.

10. Not less than 60 days prior to the first Season, the generation output must be committed to Basin Electric for the entire Commitment Term as stated on the Generation Output Application. The Commitment Term shall be not less than two consecutive Seasons nor more than ten (10) consecutive seasons. The generation output must be constant for all months of the Commitment Term. The Seasons are defined under the Rate/Billing section.
11. This rate will be made available only to the extent the cumulative capacity rating of all existing generation purchased by Basin Electric under this rate classification does not exceed 10,000 kW in total.
12. The Member shall hold Basin Electric harmless from any liability to itself or third parties arising out of the operation of the generation and the Member shall be responsible for all costs in ensuring the generation can be connected to, or isolated from the electrical grid.

Rate/ Billing

Summer Season Months	May, June, July, August, September and October
Winter Season Months	November, December, January, February, March and April

1. Generation Capacity Payment Rate:

- a) There shall be no capacity payment under this Rate.

2. Generation Energy Payment Rate:

	On-Peak Price (mills/kWh)	Off-Peak Price (mills/kWh)
2021	28	20
2022	(a)	(a)
2023	(a)	(a)
2024	(a)	(a)
2025	(a)	(a)

- a) To be established by the Basin Electric Board of Directors on a yearly basis.
 - b) On peak hours are considered 6:00 a.m. to 10:00 p.m. Central Prevailing Time Monday through Friday. Off peak hours are the remaining hours in the week.
3. **Billing:** Payment for Capacity Payment and Energy Payments shall be in the form of a credit on the Member's monthly power bill.

Metering

The Member shall be responsible for all metering costs and shall meter the generation output. The meter shall be electronically read by the Member and Basin Electric.

1. The meter readings for the qualifying generation units shall be adjusted to the load side of the generation transformers.
2. Thirty-minute time registration demand metering must be installed. All meters shall be tested and calibrated annually.
3. Continuous real-time generation data must be provided for all facilities with a nameplate rating of 1 MW or larger, unless otherwise approved by Basin Electric.
4. In the event of a metering equipment malfunction, Basin Electric shall be the sole determinant of the estimated amounts of power and energy delivered to Basin Electric. That estimated amount shall also be added to Basin Electric's monthly demand and energy deliveries prior to determining Basin Electric billing under Rate Schedule A.

Patronage/ Bill Credits

1. The credit to the Member associated with Capacity Payments and Energy Payments under this rate shall not be considered in determining the Member patronage allocation from Basin Electric at the end of each year.

GENERATION PURCHASE RATE APPLICATION

Member Cooperative*	Click here to enter text.
Name of Distribution Cooperative and Owner of the Generation Project	Click here to enter text.
Commitment Term	Click here to enter a date. through Click here to enter a date.
Committed Output Level, or Accreditable Interconnected Capacity	Click here to enter text. kW
Operates interconnected to grid	<input type="checkbox"/> Yes
	<input type="checkbox"/> No
Meets applicable Power Pool requirements	<input type="checkbox"/> Yes
	<input type="checkbox"/> No
Location (including interconnection substation)	Click here to enter text.
Type of Facility (describe in detail)	
Click here to enter text.	
<i>(Signature)</i>	<i>(Date)</i>
* By filling out this application, the Member agrees to each of the conditions in the Generation Purchase Rate.	

GENERATION CERTIFICATE

_____ (Seller)
hereby sells and conveys title, possession and all rights, including all environmental attributes (Green Tags) related to electrical power and energy; and sold and delivered to Basin Electric by the Seller. Any energy delivered under this certification shall have been produced by the Seller's energy facility located at _____.

The Seller warrants that the Green Tags or any related environmental attributes, transferred hereunder, have not otherwise been, nor will be, sold, retired, claimed or represented as part of electricity output or sales, or used to satisfy obligations in any other jurisdiction.

Seller further warrants that all energy produced by the above energy facility was accurately metered and delivered to Basin Electric and that none of the energy produced by the facility was sold to others or used to support sellers other facilities or electrical needs.

Signed: Facility Owner

_____ Date: _____

Other Rates

PURPA Rate
Load Data Incentive Credit
Environmental Attributes Purchase
Member Owned Trial Battery Rate

Eligibility Requirements for Other Rates

1. These rate are available to Class A Members (Members) which meet the eligibility requirements lined out in the individual rate.

2021 Other Rates	PURPA Rate		Load Data Incentive		Environmental Attributes	Member Owned Trial Battery Rate
Objective			Provide an incentive program for reliable and accurate real-time load data		Provide a contractual path for Basin Electric to bill a Class A Member (Member) for Environmental Attributes purchased	Allows the Class A or Class C Members (Members) to own batteries to incorporate the batteries into their load management control program if the Member desires.
Eligibility	Utilities obligated to purchase from a PURPA Qualifying Facility		SCADA Data delivered \geq 99% of the time		Renewable Resource Projects	Member owned batteries
Size Constraint						maximum for each Class A Member
Term(s)						This rate is limited to new applications received for calendar year 2021 through 2023.
Demand Charge	None					None
Energy Charge	MISO	14.6 mill/kWh OR the Real Time Hourly LMP price	90-94.9% accuracy	\$.05/MWh credit		
	SPP	22.5 mill/kWh OR the Real Time Hourly LMP price				
	NW Energy	23.4 mill/kWh	\geq 95% accuracy	\$.10/MWh credit		
	CUS/PAC	14.4 mill/kWh				
Period (Season)						

For all applicable provisions of the Rate please see specifics in Rate Schedule A

BASIN ELECTRIC'S POLICY FOR ADMINISTERING THE PUBLIC UTILITY REGULATORY POLICIES ACT OF 1978 (PURPA)

The Public Utility Regulatory Policies Act (PURPA) requires that electric utilities must purchase power produced from Qualifying Facilities (QF's) at their avoided cost. Avoided cost is the incremental cost an electric utility that, but for the purchase from the qualifying facility, such utility would generate itself or purchase from another source.

Per the Basin Electric Board action in August 2017, the Board closed the Renewable Resource Pass Through Rate and such qualifying projects will be addressed under the PURPA Rate. As a result, Basin Electric will purchase 100% of the output of new Member-owned renewable projects that are less than or equal to 1 MW at Basin Electric's PURPA Rate. Such Member-owned purchases shall not exceed 7MW in total. The Basin Electric purchase price and billing mechanisms for the Member-owned renewable projects will be in accordance with the PURPA Billing/Meter subsection 2 provisions.

Basin Electric, its generation and transmission (G&T) members, and its distribution cooperative members, together represent one cooperative system owned and controlled by the consumers to provide them with electrical power at cost. The avoided costs that occur when this three tier cooperative system purchases QF generation is equal to Basin Electric's reduced power production costs and the reduced transmission and distribution line losses associated with delivering the generation to load. This concept reflects the criteria described in FERC Order 69.

The below rates are valued at the point of delivery:

Rates

1. QF generation with a capacity rating of more than 50 kW but less than 150 kW

Power Supply Planning Area	Capacity (\$/kw-mo.)	Energy (Mill/kWh)
MISO	0	14.6 OR the Real Time Hourly LMP price
SPP	0	22.5 OR the Real Time Hourly LMP price
NW Energy	0	23.4
CUS/PAC	0	14.4

2. QF generation with a capacity rating of 150 kW or greater

Power Supply Planning Area	Capacity (\$/kw-mo.)	Energy (Mill/kWh)
MISO	0	Real Time Hourly LMP price
SPP	0	Real Time Hourly LMP price
NW Energy	0	23.4
CUS/PAC	0	14.4

Basin Electric and its Members' present load forecasts project that Basin Electric has sufficient generating capacity and long-term purchase power contracts in place to meet Member needs in 2021. As a result, no new capacity is required in 2021 and no capacity payments are provided to QFs as the QF generation results in no avoided capacity construction or avoided purchase power capacity expense.

Basin Electric is also planning for resource expansion in some Power Supply Planning Areas. As a result, Basin Electric is willing to discuss the pricing of resource commitments for periods more than one year on a negotiated basis.

These rates represent the avoided costs of the wholesale power supply component of the cooperative system and are computed at Basin Electric's point of delivery to its Members. They consequently consider the savings in the high voltage transmission line losses, but do not consider that purchasing power from a QF located on a distribution cooperative system normally reduces the transmission losses of the distribution cooperative and the G&T. Since these also represent avoided costs, the Members need to adjust Basin Electric's avoided costs to reflect their own unique circumstances regarding losses.

Basin Electric and its Members have elected to separate QF's into three different categories for purposes of the program administration. These categories, which are defined by the capacity rating of the QF, reflect the complexity and associated administrative expense the purchase has on the three tier cooperative system. The avoided costs and payments to the QF are the same for all categories. The administration costs are different.

Pursuant to 18 CFR 292.302 of the Regulations of the Federal Energy Regulatory Commission, Basin Electric retains its electric utility system cost data for public inspection upon request.

Billing/Metering

1. QF generation with a capacity rating of 50kW or less

The Member may contract to purchase the QF generation.

2. QF generation with a capacity rating of more than 50 kW but less than 150 kW

The Member may contract to purchase the QF generation.

Basin Electric shall reimburse the Member for its QF generation purchase. Basin Electric payment to the Member shall be based on the committed accredited amount and the metered energy generation and Basin Electric avoided costs adjusted by the G&Ts and distribution Members to reflect their own transmission losses and other possible savings. Basin Electric shall not base its payment on state mandated rates. Basin Electric shall provide payment to the Member via a credit on its monthly power bill.

The Member shall install energy metering on the QF and provide Basin Electric with the QF generated energy at the end of each billing period. Based on this information, the monthly billing shall be computed as follows:

- a) The QF generation at the time of the Member's coincident peak shall be estimated by the Member and Basin Electric based on factors such as the QF monthly energy generation and expected capacity and diversity factors. After a review of the available information, Basin Electric shall be the sole judge of establishing the QF generation at the time of the Member's coincident peak. The Member at its option and expense may install 30 minutes MV90 compatible time registration metering in lieu of this calculation. The Member shall in that event be responsible for providing Basin Electric with the QF 30 minute demand at the time of its coincident peak.
- b) If the Member chooses to be paid per the real time hourly LMP price for MISO or SPP, the Member must install 30 minute MV90 compatible time registration metering. The Member shall in that event be responsible for providing Basin Electric with the QF 30 minute demand at the time of its coincident peak. The appropriate pricing node will be determined by Basin Electric at the time of application.
- c) Basin Electric monthly wholesale power deliveries to the Members shall be increased to reflect that the QF generation represents a Basin Electric point of delivery to the Members. Basin Electric total supplemental energy delivery to the Member shall be determined by adding the QF generated energy to Basin Electric's energy deliveries to the Member. Basin Electric total supplemental demand deliveries to the Members shall be determined by adding the QF peak generation computed in step a) to Basin Electric's demand deliveries to the Member.

The resultant Basin Electric deliveries shall be billed in accordance with the rate schedules contained herein.

3. QF generation with a capacity rating of 150 kW or greater

For Members that have not assigned over their PURPA obligation of 150kW or greater to Basin Electric, the Member may contract to purchase the QF generation.

Basin Electric shall reimburse the Members for its QF generation purchase. Basin Electric payment to the Member shall be based on the committed accredited amount and the metered energy generation and Basin Electric avoided costs adjusted by the G&Ts and distribution Members to reflect their own transmission losses and other possible savings. Basin Electric shall not base its payment on state mandated rates. Basin Electric shall provide payment to the Member via a credit on its monthly power bill.

- a) The Member shall be responsible for installing 30 minute MV90 compatible time registration demand metering on the QF's. The Member shall be responsible for translating the monthly meter readings and to provide to Basin Electric the QF generation at the time of their coincident peak. Basin Electric shall reimburse the Member for this translation service.
- b) Basin Electric's monthly wholesale power deliveries to the Members shall be increased to reflect that the QF generation represents a Basin Electric point of delivery to the Members. Basin Electric total supplemental energy delivery to the Member shall be determined by adding the QF generated energy to Basin Electric energy deliveries to the Member. Basin Electric total supplemental demand deliveries to the Members shall be determined by adding the QF generation at the

time of the Member's coincident peak to Basin Electric's demand deliveries to the Member.

The resultant Basin Electric deliveries shall be billed in accordance with the rate schedules contained herein.

PURPA RATE APPLICATION

Member Cooperative*	Click here to enter text.
Name of Distribution Cooperative and Owner of the Renewable Energy Project	Click here to enter text.
Commitment Term	Click here to enter a date. through Click here to enter a date.
Project Size	Click here to enter text.
Location	Click here to enter text.
Substation Project is Connected to	Click here to enter text.
Power Supply Region	Choose an item.
Rate Option for QF Generation with a capacity rating less than 150kW in MISO or SPP	<input type="checkbox"/> Listed mills/kWh rate in Rate Schedule <input type="checkbox"/> Hourly Real Time LMP Price
Type of Facility (describe in detail)	
Click here to enter text.	
<i>(Signature)</i>	<i>(Date)</i>
* By filling out this application, the Member agrees to each of the conditions in the PURPA Rate.	

RATE SCHEDULE A LOAD DATA INCENTIVE CREDIT

The objective of the credit is to provide an incentive program for qualifying members that provide Basin Electric Power Cooperative with reliable and accurate real-time load data that reflects the Class A Member's hourly total load which is incurring a power supply charge assessment.

Eligibility Requirements

1. The Member must have an all requirements contract with Basin Electric. For those systems who have multiple power supply arrangements, this rate only applies to that portion of their system which receives supplemental power supply from Basin Electric.
2. Real-time data received from members shall be received using either Inter Control Center Communications Protocol (ICCP) or DNP over Ethernet.

Delivery of data must be received $\geq 99\%$ of the time.

This criteria allows for 6 to 8 hours of downtime (depending on the number of hours in the month) during which the member does not send real-time load data to Basin Electric. This time allotment is intended to provide a limited number of maintenance/outage hours for member's systems, either planned or unplanned. Any downtime that is the responsibility of Basin Electric Power Cooperative will be removed from the calculation.

3. The Accuracy Bandwidth must be within $\pm 3\%$ error (Error) throughout the month.

This calculation of Error each hour is computed as follows:

$$\Delta = \frac{MV90 \text{ revenue-quality meter data} - \text{Adjusted Load Data}}{MV90 \text{ revenue-quality meter data}}$$

Desired Supplemental Information

1. Real-time load control data that includes the amount of load that is currently being controlled and the estimated amount of load available to be controlled, but not under control.
2. Real-time load information by scheduling zone.
3. Real-time identification of substituted, partial, or missing load data.

This criteria represents that portion of the member's metered load data that is currently down or off-line.

Definitions

a) Real Time:

Delivery and updating of data shall be performed at intervals no greater than 2 minutes.

b) Delivery of Data:

The Member is responsible to deliver SCADA information to Basin Electric's energy management system.

- i) If Basin Electric supports the Member delivery responsibility and incurs a cost to support the delivery, Basin Electric will bill the Member for the associated cost.

- ii) If the Member requests Basin Electric's staff to create additional interface(s) or reports for the Member's usage, Basin Electric will bill the Member for the associated costs.

Data will be considered as delivered when data is received in Basin Electric's Energy Management System. It is the member's responsibility to inform Basin Electric by emailing loaddata@bepc.com of any load changes and/or system maintenance that may impact the reliability and accuracy of the information. Furthermore, the member shall be responsible for either calculating or providing the calculation for their load value at the scheduling / forecasting location needed by Basin Electric.

c) Adjusted Load Data:

The Adjustment Factor will be applied in real time to load data received from the member to determine the Adjusted Load Data.

If a Member notifies Basin Electric, loaddata@bepc.com, of equipment or communication path disruptions; the parties can agree to a different adjustment factor to apply going forward or the parties can mutually agree to a different method of determining load levels going forward; which the Load Data Incentive Credit will be calculated on.

Each month the data submitted by the members will be summed and compared to actual revenue-quality meter data, and/or historical deviations, and an adjustment factor for the upcoming month will be established by Basin Electric. Since the adjustment factor may affect the accuracy of the Adjusted Load Data, the member shall have the option of either accepting the Adjustment Factor as determined by Basin Electric or providing Basin Electric with a member-determined adjustment factor for use during the upcoming month. The member shall submit any member-determined adjustment factors to Basin Electric prior to the last workday before the first of that month. In either case, the member shall agree to accept the results of the adjustment factor used in the determination of the real time member load data for that month

Applicable Billing Periods

January through December 2021.

Billing Mechanism

The monthly billing credit shall be computed in accordance with the following procedure:

1. Crediting will be made on a monthly basis for:
 - a) Those months during which all Eligibility Requirements are met; and
 - b) For power delivered under supplemental all-requirements only.
2. Credit if required Accuracy Bandwidth is met:
 - a) Between 90 to 94.9% of the time: \$0.05 for each megawatt-hour delivered to the member by Basin Electric during the qualifying month
 - b) $\geq 95\%$ of the time: \$0.10 for each megawatt-hour delivered to the member by Basin Electric during the qualifying month.
3. The credit for a qualifying month will be included in the member's subsequent month's bill.
4. All members participating in the Load Data Incentive Credit Program will be notified by e-mail if they have qualified for the Load Data Incentive Credit. If a member qualifies, Basin Electric staff will notify the member and a credit will appear on the member's subsequent month's bill. This credit is applied to that member's energy purchases (kWh; Basin Electric

kWh only) for the month. Load patterns shall be considered final once received by Basin Electric staff. The Load Data Incentive Credit calculation will not be revised for any subsequent load pattern revision.

RATE SCHEDULE A

ENVIRONMENTAL ATTRIBUTES PURCHASE

The objective of this Rate is to provide a contractual path for Basin Electric to bill a Class A Member (Member) for Environmental Attributes purchased and provided by Basin Electric to the Member, or to a regulatory agency due to the Members' purchase of wholesale power from Basin Electric.

Obligations:

Per the Wholesale Power Contracts between Basin Electric and each Member, the Member has the obligation to purchase, and Basin Electric has the obligation to provide, the Environmental Attributes required by the Member associated with its purchase of electric power from Basin Electric.

Basin Electric may also per state law, have the obligation due to its sale of power to certain Members, to report and retire Environmental Attributes.

Basin Electric shall charge each Member the market value for the Environmental Attributes required by the Member, or required of Basin Electric, due to Basin Electric's sale of electric power to the Member.

Distributed Environmental Attributes:

Effective January 1, 2012, Basin Electric will distribute its available Environmental Attributes to its Class A Members based on the revenue includable under the patronage formula.

A Member may choose to utilize those Basin Electric distributed Environmental Attributes to meet its Environmental Attributes requirements associated with its purchase of electric power from Basin Electric. Should the Member chose to use the distributed Environmental Attributes in this manner, the amount of Environmental Attributes Basin Electric would otherwise purchase for that Member shall be reduced accordingly.

Billing:

The rate associated with this Environmental Attributes purchase by Basin Electric shall be included on Basin Electric's monthly power billing to the Member.

Patronage:

The rate to the Member associated with the purchase of Environmental Attributes under this rate shall not be considered in determining the Member patronage allocation from Basin Electric at the end of each year.

Other:

If a Member so requests, Basin Electric may undertake the purchase of Environmental Attributes not associated with the Member's electric power purchase from Basin Electric. Any Environmental Attributes so purchased will be billed to the Member at the market value plus transaction costs.

RATE SCHEDULE A

MEMBER OWNED TRIAL BATTERY RATE

Allows the Class A or Class C Members (Members) to own batteries to incorporate the batteries into their load management control program if the Member desires. This rate is limited to new applications received for calendar year 2021 through 2023. The application will identify the anticipated term of applicability.

Eligibility Criteria

1. Batteries under this Rate will be charged and discharged per the Members direction.
2. The batteries must be located within the Member's service territory.
3. The Member needs to site the battery below the BEPC point of delivery and the total battery output level cannot exceed the load level on that portion of the system.
4. For batteries that are interconnected to the electrical grid, the batteries must meet the following requirements:
 - d) The Member shall be responsible for all interconnection costs and agreements required for operation of the batteries interconnected with the electrical grid.
 - e) Operation of the batteries must comply with any applicable "Behind the Meter" transmission system policy.

Note: The application, study and approval process to obtain approval for interconnection and transmission service, entails considerable time, effort and cost. The Member is encouraged to consult with Basin Electric Resource Planning Staff prior to committing to this process. It would be Basin Electric's intent to net the battery discharge with the local area load so SPP interconnection and generation reporting would likely not apply.

5. Under the all-requirements contract; BEPC is assuming that battery discharge is a generation source and as a result BEPC will deem the battery discharge output under this rate schedule as a BEPC point of delivery. For purposes of implementing this rate, BEPC recognizes that the battery charging and discharging cycle does not diminish BEPC energy sales to the Member and as it is the intent to allow the Members to reduce their demand purchased by the discharge of the batteries. As a result BEPC does not believe the battery discharge meter reads need to be considered in the BEPC Member Billing process as long as the battery discharge is behind a BEPC delivery point down on the Members distribution system.
6. MV90 time registration metering or a comparable form of data submittal recording the charging and discharging of the battery would be requested for informational and analysis purposes.
7. Each All-Supplemental Requirements Member will be allowed to own and operate batteries, up to the amount specified below, within their Member's system. The magnitude listed below have been determined based on 150 kW of batteries for each Distribution Cooperative within their Member service territory. If the Distribution Cooperative is within two Class A Members service territories there is an allocated amount of 75kW within each Class A Members. The Table below lists the amount for each Member.

Member	Battery Amount (kW)	Member	Battery Amount (kW)
Central MT*	1,125	Minn Valley Electric	150
Central Power	900	Mor-Gran-Sou	150
Corn Belt*	1,425	NIPCO*	975
Crow Wing	150	Rosebud	150
East River*	3,675	Rushmore	1,200
Flathead	Not Applicable	Tri-State West	Not Applicable
Grand	150	Tri-State East	1,350
KEM	150	Upper Missouri*	1,575
LO*	525	Wright Hennepin	150
Members 1st	450		
Minn Valley Light	150	TOTAL	14,400

8. The Member shall be responsible for any and all costs of delivering the output from the batteries for resale to their member load. Basin Electric shall not be responsible for any incremental transmission expenses as a result of battery operation.
9. The attached Battery Rate Application must be completed and executed by the Member requesting Basin Electric written approval pursuant to this Rate.
10. The Member shall hold Basin Electric harmless from any liability to itself or third parties arising out of Basin Electric's request for battery operation.

BATTERY RATE APPLICATION

Member Cooperative*	Click here to enter text.
Name of Distribution Cooperative and description of facility	Click here to enter text.
Anticipated Battery Life Period	Click here to enter a date. through Click here to enter a date.
Expected maximum magnitude of battery discharge (kW)	Click here to enter text. kW
Location	Click here to enter text.
Type of Facility (describe in detail)	
Click here to enter text.	
<i>(Signature)</i>	<i>(Date)</i>
* By filling out this application, the Member agrees to each of the conditions in the Member Owned Trial Battery Rate.	



10. RATE DEVELOPMENT POLICY FOR WHOLESALE POWER CONTRACT TERMS

Basin Electric Board Policy

Adopted: August 2017
Last Revision: March 2018

Policy Intent

Basin Electric's Member Wholesale Power Contracts currently have terms ending on either December 31, 2050 (the 2050 Contracts) or December 31, 2075 (the 2075 Contracts). Effective January 2018, Basin Electric's Rate Schedule A shall be developed using different depreciation expense for calculating rate components for the 2050 Contracts and the 2075 Contracts.

The rate components for the 2050 Contracts will be developed to recover depreciation expense on those coal and gas generation resources committed to prior to December 31, 2015 (the Applicable Generation Assets), over the term of the 2050 Contracts. The depreciable lives of the Applicable Generation Assets for purposes of determining rate components for the 2050 Contracts will end on the earlier of December 31, 2050 or the end of the asset's established depreciable life for financial reporting purposes.

Basin Electric's Controller division will track the net book values of the Applicable Generation Assets based on the aforementioned depreciable lives. As a result, members with 2075 Contracts and members with 2050 Contracts will have different net book value bases for the Applicable Generation Assets. The applicable net book values shall be considered in the event an asset retirement or a reduction in the depreciable lives require calculating a member's revised rate component.

If a Member with a 2050 Contract agrees to extend its contract, the net book value differences shall be considered in determining the appropriate rate component calculation for the extending Member to ensure the Member is not charged twice for depreciation expense associated with the Applicable Generation Assets. This concept is visually represented in the attached Exhibit.

For the period 2045 through 2050, rate components for the 2050 Contracts will be developed assuming capital additions to the Applicable Generation Assets will be depreciated over the then-remaining depreciable life of the Applicable Generation Assets established for the 2075 Contract

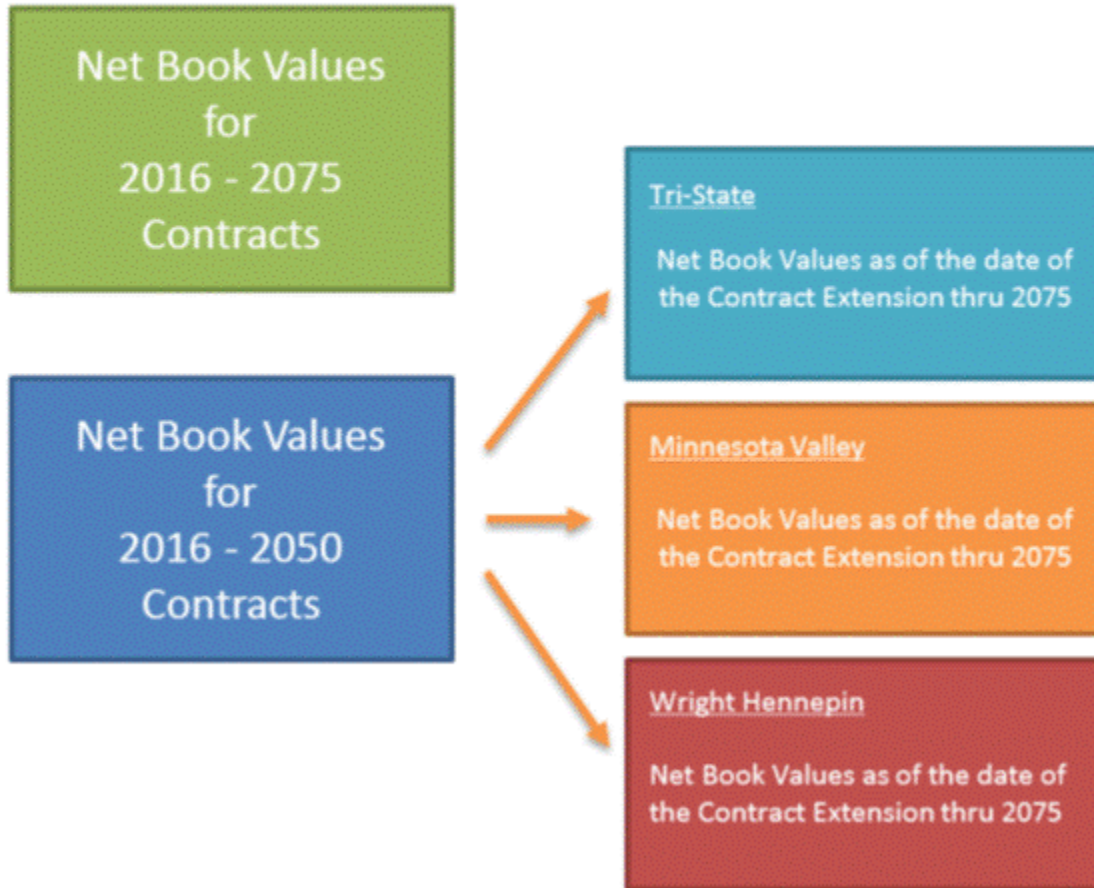


10. RATE DEVELOPMENT POLICY FOR WHOLESALE POWER CONTRACT TERMS

Basin Electric Board Policy

Adopted: August 2017
Last Revision: March 2018

Exhibit





03. DIVERSITY POLICY

Basin Electric Board Policy

Adopted: August 2017

Last Revision: March 2018

On a going-forward basis, when Basin Electric considers the consolidation of member systems, the formation of a new G&T member, or when Basin Electric considers the expansion of a member system either through an expansion of its service territory or through the addition of a new member; the member systems must be contiguous, or have shared borders, to qualify for Coincident Billing diversity benefits as outlined in the Basin Electric Rate Schedule A billing process.

If such member systems are not contiguous or do not have shared borders, a separate Coincident Billing peak as outlined in the Basin Electric Rate Schedule A billing process shall be determined for each contiguous load area and each area's coincident load peak shall be summed on a non-coincident basis to determine Basin Electric's monthly demand billing peak in the Basin Electric Rate Schedule A billing process.

The appropriate billing process shall be specifically addressed in Basin Electric's contractual arrangements with the member.



01. RENEWABLE RESOURCE OBLIGATIONS POLICY

Basin Electric Board Policy

Adopted: 2001
Last Revision: October 2016

Policy Intent

Several states in which Basin Electric members provide retail service require the inclusion of renewable resources in the power supply portfolio.

These requirements are normally applied at the retail level and typically require that the cooperatives provide a percent of their retail sales from renewable resources.

In consideration of the Wholesale Power contract between Basin Electric and its members, Basin Electric will provide the renewable resources required by the Class A members to meet the legislative/regulatory requirements of the states in which they serve.

For those members with power supply other than the Western Area Power Administration (Western) and Basin Electric, the renewable or green resources supplied will be proportional to the power supply provided by Basin Electric and Western compared to the Class A members total power supply needs.

Allocation of Renewable Energy Credits to Members

Renewable energy environmental attributes generated in a year less Basin Electric's committed to sale amounts (prior to 2012) will be allocated to the Class A members at year-end based upon revenues received during the year similar to the capital credit allocation process. To facilitate the allocation process, the market value of the renewable energy environmental attribute will be estimated based on type of environmental attribute. Such value of the environmental attributes will be used in the allocation process similar to the capital credit allocation process. Each Class A member's allocated environmental attribute value will then be re-converted back into renewable energy environmental attributes. It will be Basin Electric's sole discretion in determining the market value of the environmental attributes. If a Class A member so requests, Basin Electric will market allocated environmental attributes, subject to a fee to cover costs associated with the marketing.

If a situation arises such that Basin Electric needs to maintain the renewable energy or the environmental attributes to support its resource operations, this allocation process will be re-evaluated.

Renewable Resource Rates

In consideration of the Wholesale Power contract between Basin Electric and its Class A members, Basin Electric will provide and the Class A members shall purchase the required renewable or environmental attributes requirements associated with the power supply from Basin Electric and Western power deliveries from Basin Electric.

Basin Electric shall meet its renewable or environmental attributes obligation to the Class A member first through the allocation of Renewable Energy Credits (environmental attributes) to the Class A member and secondly through the sale of environmental attributes to the



01. RENEWABLE RESOURCE OBLIGATIONS POLICY

Basin Electric Board Policy

Adopted: 2001
Last Revision: October 2016

Class A member. Basin Electric will establish rates for the sale of environmental attributes that reflect the market value of environmental attributes.

Basin Electric will have sole discretion in determining the market value of the environmental attributes.

Applicability

This policy applies only to member deliveries and obligations within their defined service territories.






Class A cover letter Claire Vigesaa

Final Audit Report

2020-11-24

Created:	2020-11-24
By:	Lisa Carney (lcarney@becp.com)
Status:	Signed
Transaction ID:	CBJCHBCAABAA3-5W8BKdREqL6e8uNZp6sTwRpgi_PR3i

"Class A cover letter Claire Vigesaa" History

-  Document created by Lisa Carney (lcarney@becp.com)
2020-11-24 - 8:51:40 PM GMT- IP address: 216.235.161.4
-  Document emailed to Paul Sukut (psukut@becp.com) for signature
2020-11-24 - 8:52:01 PM GMT
-  Email viewed by Paul Sukut (psukut@becp.com)
2020-11-24 - 8:52:38 PM GMT- IP address: 45.41.142.194
-  Document e-signed by Paul Sukut (psukut@becp.com)
Signature Date: 2020-11-24 - 8:53:00 PM GMT - Time Source: server- IP address: 216.235.161.4
-  Agreement completed.
2020-11-24 - 8:53:00 PM GMT